




RONDO Encruster

Accessory for make-up lines for the production of round or elongated dough pieces with or without filling



Technical Data

Encruster

Table width	640 mm	Capacity	21'600 pcs/h
Belt speed		Dough string diameter	
• Infeed belt	0,7 - 3,0 m/min	• 1 row	75 mm
• Outfed belt	1,0 - 8,0 m/min	• 6 rows	35 mm
Voltage	3 x 230 V, 50/60 Hz 3 x 400 V, 50/60 Hz	Length of dough pieces	20 + x mm
Dimensions (L x W x H)	3000 x 1480 x 1640 mm	Weight range	8 + x g
Weight	650 kg		

The right to make changes of a technical nature is reserved. The technical safety and type-specific instructions in the operating manual must be complied with. Prohibition, information and warning signs on the machines are to be complied with in accordance with the operating instructions.



www.rondo-online.com